


LAT ATTACHMENT
CODE No.8116



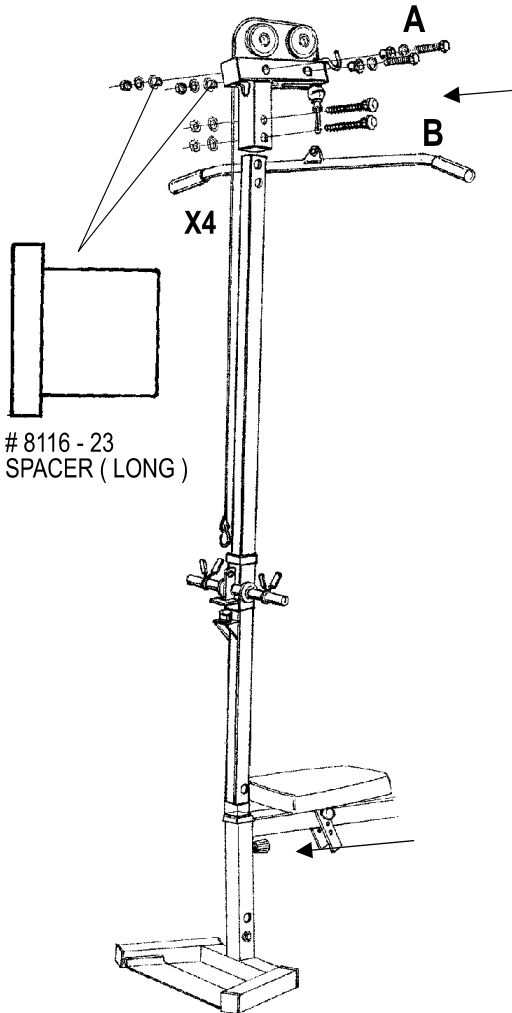
SPORTLINE
FITNESS

INSTRUCTION MANUAL

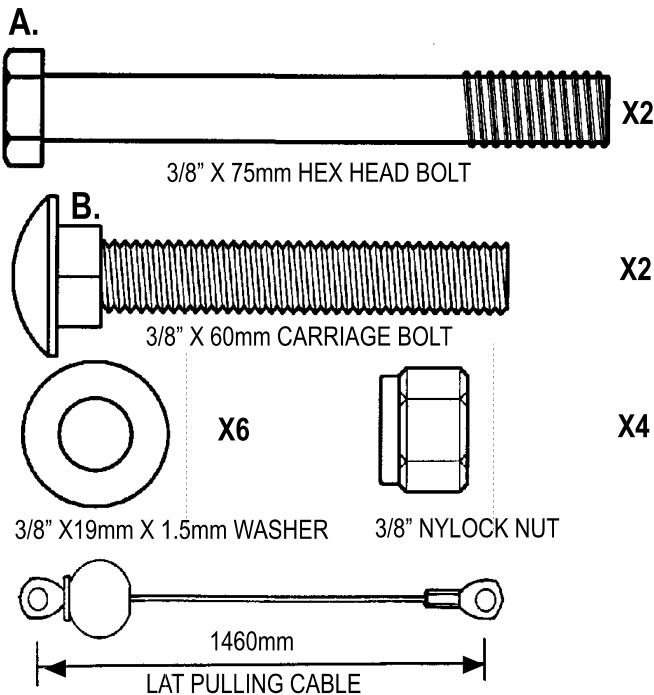


NOTE: This equipment has been supplied with some Nylon Locknuts. It is essential that the nuts are fully tightened onto the bolts, so that the bolt penetrates through the nylon insert.

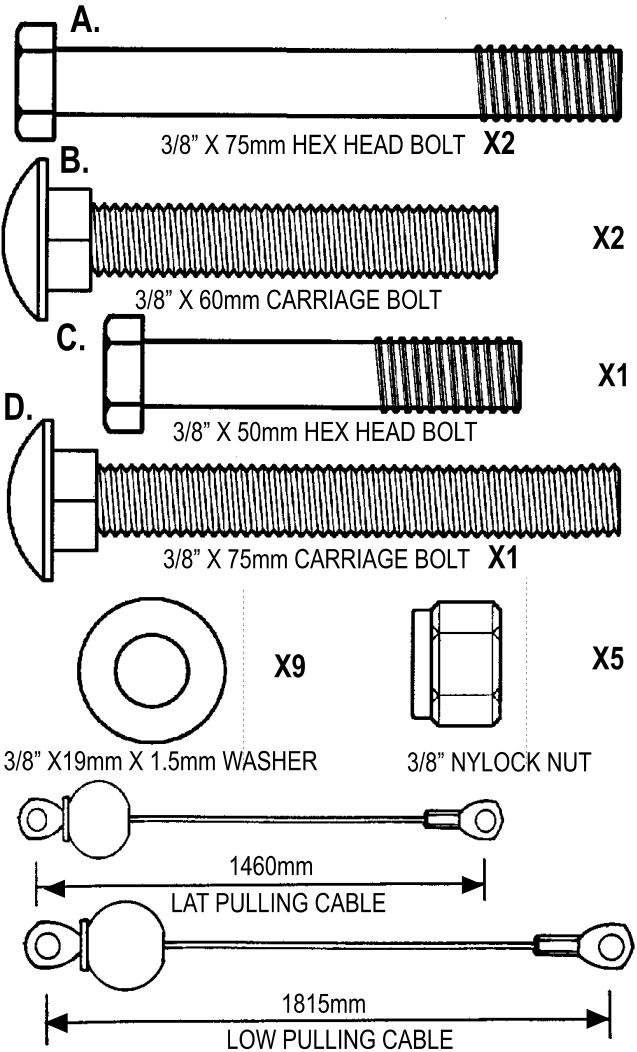
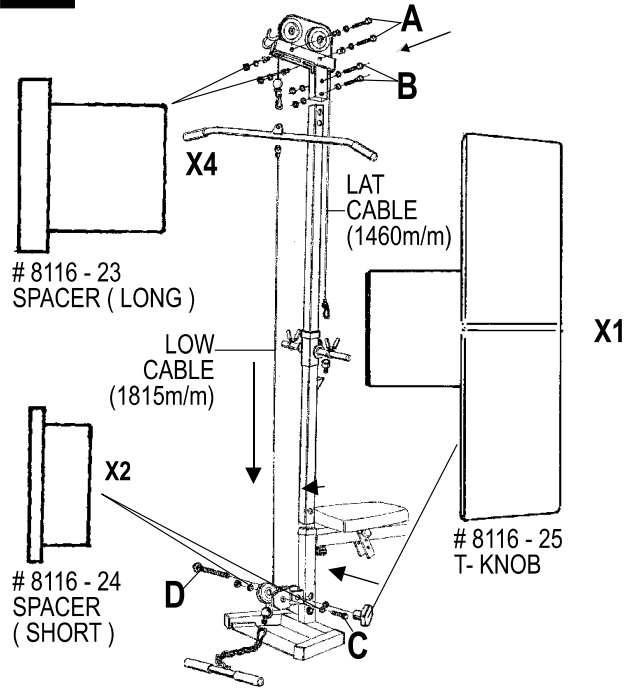
A LAT CABLE & PULLEYS ASSEMBLY



8116 - 23
SPACER (LONG)



B LOW CABLE & PULLEYS ASSEMBLY



PARTS LIST

	PART NO.	Q'TY	DESCRIPTION
1	# 8116-01	1	FREE WEIGHT CARRIAGE SUPPORT
2	# 8116-02	1	TOP SUPPORT BRACKET
3	# 8116-03	1	FREE WEIGHT CARRIAGE
4	# 8116-04	1	SQUARE REDUCER CAP
5	# 8116-05	2	SPRING COLLAR
6	# 8116-06	1	RUBBER STOP
7	# 8116-07	3	PULLEY WHEEL ASSEMBLY
8	# 8116-08	1	LAT PULLING CABLE (1460m/m)
9	# 8116-09	4	SNAP HOOK
10	# 8116-10	2	SQUARE END CAP
11	# 8116-11	1	LONG LAT BAR
12	# 8116-12	1	LOW PULLING CABLE (1815m/m)
13	# 8116-13	1	CHAIN
14	# 8116-14	1	ROWER BAR
15	# 8116-15	4	HAND GRIP
16	# 8116-16	1	PULLEY BRACKET
17	# 8116-17	1	3/8" x 50mm HEX HEAD BOLT
18	# 8116-18	2	3/8" x 75mm HEX HEAD BOLT
19	# 8116-19	2	3/8" x 60mm CARRIAGE BOLT
20	# 8116-20	1	3/8" x 75mm CARRIAGE BOLT
21	# 8116-21	5	3/8" NYLOCK NUT
22	# 8116-22	9	3/8" x 19mm x 1.5mm WASHER
23	#8116-23	4	PULLEY WHEEL SPACER (LONG)
24	#8116-24	2	PULLEY WHEEL SPACER (SHORT)
25	#8116-25	1	T KNOB